



2009 SUN DEVIL SOFTBALL

Week 11 • April 13-19, 2009

No. 14 Cal & No. 2 Stanford • Tempe, Ariz. • Apr. 17 - 19

2009 SEASON RESULTS

Overall Record: 34-8

Pac-10 Record: 4-3

DATE	OPPONENT	LOCATION	TIME/W-L
Feb. 6-8	Kajikawa Classic	Tempe, Ariz.	5 W, 1 L
Feb. 12	UT-C	Farrington	W; 8-0 (5)
Feb. 13-15	Littlewood Cla.	Farrington	5 W
Feb. 19-22	Palm Springs Cla.	Palm Springs, Calif.	2 W, 3 L
Feb. 27-Mar. 1	Wilson/DeMarini	Farrington	5 W
Mar. 6	S. Dakota State	Farrington	13-0 (5)
Mar. 7	S. Dakota State	Farrington	14-2 (5)
Mar. 8	S. Dakota State	Farrington	9-1 (5)
Mar. 12-15	Judi Garman Cla.	Fullerton, Calif.	4 W, 1 L
Mar. 20&21	Long Beach St (3 gm)	Farrington	3 Ws
Mar. 27	Oregon*	Farrington	8-0 (5)
Mar. 28	Oregon State*	Farrington	11-3 (6)
Mar. 29	Oregon State*	Farrington	8-0 (5)
Apr. 3	UCLA* (FSN)	Westwood, Calif.	W; 5-0
Apr. 4	Washington*	Seattle, Wash.	L; 11-3 (5)
Apr. 5	Washington*	Seattle, Wash.	L; 3-2
Apr. 7	UNLV (DH)	Farrington	2 Ws (5 innings)
Apr. 10	Arizona*	Tucson, Ariz.	L; 10-8
Apr. 11	Arizona*	Tucson, Ariz.	PPD
Apr. 17	Cal*	Farrington	7:00 pm
Apr. 18	Stanford*	Farrington	7:00 pm
Apr. 19	Stanford*	Farrington	Noon
Apr. 24	Washington*	Farrington	7:00 pm
Apr. 25	UCLA*	Farrington	7:00 pm
Apr. 26	ULCA*	Farrington	Noon
Apr. 29	Arizona*	Farrington	7:00 pm
May 1	Stanford*	Palo Verde, Calif.	7:00 pm
May 2	Cal*	Berkeley, Calif.	1:00 pm
May 3	Cal*	Berkeley, Calif.	Noon
May 7	Oregon State*	Corvallis, Ore.	3:00 pm
May 8	Oregon*	Eugene, Ore.	4:00 pm
May 9	Oregon*	Eugene, Ore.	Noon
May 15-17	NCAA Regionals	TBA	TBA
May 23-24	NCAA Super Reg.	TBA	TBA
May 28-June 3	WCWS	Oklahoma City, Okla.	All Day

MEDIA RELATIONS

Softball Contact: Kerry Howe
Office Phone: 480-965-1237
Cell Phone: 480-254-8345
Email: kerry.howe@asu.edu

Devils Dancefloor : No. 5 Softball to Host the Bay Area Schools This Weekend

THIS WEEK

The Sun Devil Softball squad (34-8 overall, 3-4 Pac-10) head home to the comfy confines of Farrington Stadium this weekend as they set to host the No. 14 Cal Golden Bears on Friday, April 17 at 7 p.m. and No. 2 Stanford on Saturday, April 18 and Sunday, April 19 at 7p.m. and noon. All games will be played in Tempe at Farrington Stadium. Please note that Saturday's game against Stanford at this time only has 100 standing room only tickets left.

SERIES HISTORY & SCOUTING REPORT

Since 1981 the Sun Devils and the Golden Bears have gone head-to-head 99 times, with Friday's match-up as their centennial face-off. In that time Cal has taken the edge in the series with a 40-59 lead over A State. Last season, the Sun Devils swept the Bears for the first time this century with a 5-2 and two 4-2 wins over the Blue & Gold. All-time against the Bears, Clint Myers is 5-4.


1984 saw the Sun Devils kick-off a series against the Stanford Cardinal, where ASU has since ruled the roost with a 40-20 all-time record against the Cardinal. Last season, ASU took a 4-2 and 6-0 win from the Cardinal before they snaked a 2-1 win back from ASU. All-time against Stanford, Clint Myers is 7-2.

UP NEXT

The Sun Devils will remain home next weekend as Pac-10 play continues as they set to play hostess to the Washington Huskies and UCLA Bruins. They'll take on the Huskies on Friday, April 24 at 7 p.m. and UCLA on April 25 at 1 p.m. on FSN and April 26 at noon.

NON-STOP UNTIL THEY REACH THE TOP

In the polls for 2008, the Sun Devils enjoyed a new record in the rankings section as they attained their highest ranking ever with a #2 ranking coming in Week 2 and continuing until Week 5. The best ranking was saved for the middle of the season....and the end. Number One in all polls. The ranking also marked the first time the Sun Devils have ever surpassed the Arizona Wildcats in ranking and only the second time they have passed UCLA (Last was in 2002.) This season, the Sun Devils have also set a new ranking record as they were awarded a No. 2 preseason ranking by USA Softball, the highest preseason ranking the Devils have ever received.



QUICK FACTS

2009 Facts

2009 Overall Record: 34-8
 2009 Pac-10 Record/Finish: 4-3
 2008 NFCA/USA Softball Team Ranking: #1/1

2008 Review

2008 Record: 66-5
 2008 Conference Record/Finish: 18-3/1st
 2008 Postseason Record: 11-0
 2008 Postseason Finish: ... NCAA National Champions
 2008 Final Ranking: 1st
 Letterwinners Returning/Lost: 18/6

Coaching

Head Coach: Clint Myers, 4th Year
 Career Record: 654-80
 Record at ASU: 173-37
 Associate Head Coach: Robert Wagner, 4th Year
 Assistant Coach: Kirsten Voak, 4th Year

History

NCAA Appearances: 22 (Four Consecutive)
 Best Finish: 2008 - NCAA National Champions
 Seven WCWS (82, 87, 99, 02, 06, 07, 08 - 3 consecutive)

School Information

Home Facility: Farrington Stadium (1,535)
 Founded: 1885
 Enrollment: 67,084
 Conference: Pacific-10
 Nickname: Sun Devils
 Colors: Maroon and Gold
 President: Dr. Michael Crow
 Vice President for Athletics: Lisa Love

Sports Information Department

Softball SID: Kerry Howe
 Howe's Email: kerry.howe@asu.edu
 Howe's Office Phone: 480-965-1237
 Howe's Cell Phone: 480-254-8345
 SID Office Phone: 480-965-6592
 SID Office Fax: 480-965-5408
 Web Site: www.thesundevils.com

Rankings By Weeks: (NFCA/ USA Softball)

Preseason - 2/3
 Week 1: 3/4
 Week 2: 3/7
 Week 3: 8/11
 Week 4: 7/10
 Week 5: 6/11
 Week 6: 6/11
 Week 7: 6/9
 Week 8: 4/8
 Week 9: 5/8
 Week 10: 5/8

WHERE THEY STACK UP

As always, the Sun Devils will play one of the toughest schedules in the country, with the always powerful Pac-10 Conference schedule. Currently, the Pac-10 has six of the eight teams ranked in the top 25, with FIVE in the Top-10 alone.

LEADERS OF THE PAC

At the end of regular season play in 2008, the Sun Devils claimed their first Pac-10 championship title. After only a few weeks in, the Sun Devils are already dotting their names in both team and individual standings.

2009 Pac-10 Individual Offensive Standings:

Kaitlin Cochran:
 On-Base Percentage - FIRST (.627)
 Walks - FIRST (41 - 5 intentional)
 Slugging Percentage - FIRST (1.060)
 Batting Average - FIRST (.450)
 Home Runs - Third (17)
 Runs Scored - Third (47)
 RBIs - Third (50)
 Total Bases - Fourth (106)
 Doubles - Sixth (10)
 Stolen Bases - Ninth (12)

Pac-10 Team Standings: - Tied for first in wins (34)

Batting average - Second (.341)

On-base percentage - Second (.444)

Slugging Percentage - Second (.590)

Runs scored - Second (325)

Hits - Second (370)

Home runs - Second (65)


RBIs - Second (307)

Total bases - Second (641)

Walks - Second (183)

Doubles - Third (64)

Stolen Bases - Fifth (45)



2009 NFCA POLL WEEK 10

Rank	Record	School
1	42-3	Florida
2	35-4	Stanford*
3	29-8	UCLA*
4	31-7	Washington*
5	34-8	Arizona State*
6	29-7	Georgia
7	33-8	Alabama
8	29-9	Michigan
9	33-9	Arizona*
10	23-8	Northwestern
11	36-5	Missouri
12	33-9-1	Tennessee
13	37-7	North Carolina
14	28-12	Cal*
T15	31-13	Oklahoma
T15	32-6	Ohio State
17	36-5	Louisville
18	25-10-1	LSU
19	32-13	Florida State
20	24-9	DePaul
21	23-6	UMass
22	28-9	Cal Poly
23	33-9	Iowa
24	25-7	Illinois
25	25-10	ULL
		*-Pac-10 Team

2009 Pac-10 Individual Defensive Standings:

Hillary Bach:

Wins - Third - (19)

Batters Struck Out - Seventh (102)

NC-AATIONALLY FAMOUS

The Pac-10 isn't the only place that the Sun Devils' stats appeared in 2008. They were also among the top performers in the nation. According to NCAA stats in 2009:

Kaitlin Cochran:

- Ranked FIRST in slugging percentage (1.106)
- Ranked FIRST in on base percentage (.642)
- Ranked 3rd in home runs (17)
- Ranked 3rd in walks (.98)
- Ranked 5th in home runs per game (.4)
- Ranked 11th in RBIs per game (1.19)
- Ranked 11th in batting average (.450)
- Ranked 11th in runs per game (1.24)

Hillary Bach:

- Ranked 10th in shutouts (9.0)
- Ranked 13th in victories (19)

Katelyn Boyd:


- Ranked 20th in runs batted in per game (1.07)
- Ranked 22nd in runs per game (1.0)

Lesley Rogers:

- Ranked 17th in sacrifice flies (3.0)
- Ranked 17th in runs per game (1.08)
- Ranked 27th in triples (3.0)
- Ranked 30th in walks (.7)

Team:

- Ranked 2nd in scoring (7.74)
- Ranked 3rd in batting average (.341)
- Ranked 3rd in slugging percentage (.59)
- Ranked 4th in home runs per game (1.55)
- Ranked 4th in WL percentage (.81)
- Ranked 9th in WL Percentage (.821)
- Ranked 27th in Doubles per game (1.52)



SMOKING SENIOR

Senior, three-time First-Team All-American, Kaitlin Cochran looks to kick-off her senior season the same way she did her freshman, sophomore & junior seasons: phenomenally. Some of her personal stats include:

Hits:

Current: 45

2007: 92 (A new ASU Single-Season Record)

Career: 296 - Tied for first place in ASU Career History with Lisa Dacquisto

Doubles:

Current: 10

2008: 19 - NEW ASU Single-Season Record!

Career: 52- FIRST in ASU Career Records over Kara Brun's 50 - 1 from tying for 10th in Pac-10 history

Triples:

Current: 0

Career: 10 - 6th place in ASU Career History

Home Runs:

Current: 17

2007: 18 (First in the Pac-10 - New ASU single-season record)

Career: 66 - FIRST in ASU Career Records over Mindy Cowles' 60 from 2004-08 - 7th in Pac-10 history - 7 to tie for 6th place

RBI:

Current: 50

2006 - 61 - Second in ASU Single-Season History

Career: 221 - FIRST ALL TIME IN ASU CAREER HISTORY! (8 from 10th in Pac-10 history)

Runs Scored:

Current: 47

Career: 252 (Tied for 3rd in Pac-10 history-37 from tying for 2nd)

BB:

Current: 41

2007: 59 - Led the Pac-10 - 14th in NCAA history


2008: 74 - Led the Pac-10 - 6th in NCAA history

Career: 212 - 3rd in Pac-10 history (28 from 2nd) - 4th in NCAA history (15 from 3rd)

IBB:

2008: 29 - NEW NCAA SINGLE-SEASON RECORD!

Career: 58 - 3rd in NCAA history, 10 to tie 2nd



TEAM WITH A DREAM:

While the 2009 Sun Devil Softball team is chasing a consecutive NCAA title, they have other goals in mind. In the 2006, 2007 & 2008 seasons they broke almost every offensive record in ASU history, and they're looking to break them yet again. Some of the records they set in 2008 and look to re-set are:

Runs:

ASU Season Record: 480 - Set in 2008

Current total: 325

Doubles:

ASU Season Record: 107 - Set in 2008

Current total: 64

Home Runs:

ASU Season Record: 99 - Set in 2008 - 7th in NCAA history

Current: 65

RBIs:

ASU Season Record: 439 - Set in 2008

Current: 307

BB:

ASU Season Record: 301 - Set in 2008 - NCAA RECORD!

Current: 183

Wins:

Record: 66 - Set in 2008 - 3rd in NCAA history


Current: 34

RUNS IN SCORING POSITION?

Last year the Sun Devil offense has had an affinity for starting off ahead. This year's squad is no exception, though might be even better as they seem to surge in the middle of games as well since most of their 325 runs have been scored in the first, second and third inning with 54 scored in the first 61 in the second and 67 in the third.

BIG POWER, LITTLE PACKAGE

Sophomore transfer from Louisville, Kaylyn Castillo showed up on ASU's doorstep this season and has refused to produce nothing but power. The tiny catcher has a quick arm behind the plate and even quicker bat while at it. She's currently batting .378 with 23 RBIs and four home runs for a .595 slugging percentage, one long ball coming against UCLA in Westwood.



BEAT EM' TO THE SCOREBOARD

Sun Devils have a goal of ensuring they put up runs before their opponents do...and when they have scored first this season, they're 23-2.

DON'T CALL IT A COMEBACK...

Don't count them out if they can't post the first run though, as they're still 11-6 on the season when their opponent takes it to them first.

HOME SWEEEEEEET HOME

The Sun Devils have found their home at Farrington Stadium to be a welcome one. Last season they held a 43-2 overall record at home, as well as an 9-1 Pac-10 record. They're currently 27-1 playing in Farrington Stadium in 2009.

WE'VE GOT OUR EYE ON YOU...

The Amateur Softball Association, the National Governing Body of Softball in the United States, has selected its 'Top 50 Watch List' for the 7th Annual USA Softball National Collegiate Player of the Year Award. This award, which is considered one of the most prestigious honors in women's collegiate softball, is designed to recognize outstanding athletic achievement by female collegiate softball players across the country.

This season three-time First-Team All-American Kaitlin Cochran was again added to the Watch List for the third consecutive season and has made the cut yet again to the Top 25 Finalists.

OH MERCY, MERCY ME...

The Sun Devils seem to have a habit of giving opponents a bit of mercy. Out of 41 games, ASU has mercy-ruled opponents 15 times. One a 20-5 win over South Alabama at the Wilson/DiMarini Invitational. In addition, their first weekend of Pac-10 conference play, ASU swept the Oregon schools with three straight run-rule victories, the first time in ASU program history that they run-ruled an entire Pac-10 weekend. The Sun Devils also topped the UNLV Rebels on April 7 with a 20-15 win and a 15-2 win.

YOU MIGHT WANT TO MAKE A NOTE...

A State isn't just satisfied with season records and winning. They're etching their name all over the NCAA record books in single-game fun as well. Against UNLV on April 7, ASU hit 10 home runs in their 20-10 win over the Rebels, which ties the NCAA all-time single-game record. On the day they hit 15 home runs, adding five more in game two of that double-header.

BRING YOUR GREEN HAT...WE'RE GOING STREAKING!

The Sun Devils won't be streaking through the quads, but they will be streaking through this season. Some of the more notatble streaks ASU has been on this season is:

- Kaitlin Cochran's seven consecutive games with a home run
- Kaitlin Cochran & Kaylyn Castillo's current 13 game hitting streaks
- Katelyn Boyd collected a 12 game hitting streak...is currently on a four-game one

OH BOYD, OH BOYD...

Froshie Katelyn Boyd has come to play this year as she currently has 16 multiple hit games and 12 multiple RBI games on the season. Now go carry the water Froshie!

The Automated ScoreBook
Statistics Summary for Arizona State (as of Apr 13, 2009)
(All games)

Record: 34-8 Home: 27-1 Away: 1-3 Neutral: 6-4 Conference: 4-3

Date	Opponent	Score	Player	avg	gp-gs	ab	r	h	2b	3b	hr	rbi	bb	hbp	so	sb-att
2/5	MCNEESE STATE	w 5-4	Cochran, Kaitlin	.450	42-42	100	47	45	10	0	17	50	41	8	20	12-12
2/6	CENTRAL FLORIDA	w 10-7	Castillo, Kaylyn	.378	25-21	74	15	28	4	0	4	23	2	1	5	1-1
2/6	PORTLAND STATE	w 8-0	Boyd, Katelyn	.374	42-42	131	42	49	10	1	8	45	11	1	11	11-11
2/7	PENN STATE	w 4-3	Crabb, Katie	.364	26-22	55	15	20	4	0	3	12	7	2	8	0-0
2/7	CAL STATE BAKERSFIEL	w 7-1	Rogers, Lesley	.363	37-35	91	40	33	7	3	1	21	26	2	15	4-4
2/8	UTEP	l 4-7	Mapes, Jessica	.361	38-37	119	33	43	7	1	1	15	9	3	16	4-5
2/12	UT-C	w 8-0	Donnenwirth, Krista	.343	38-38	102	22	35	6	0	5	32	19	2	14	0-0
2/13	ILLINOIS STATE	w 3-0	Urfer, Mandy	.333	28-20	51	17	17	3	0	7	23	10	2	13	1-1
2/13	UTC	w 10-2	Carlson, Caylyn	.298	38-32	84	17	25	5	0	5	25	12	0	19	1-1
2/14	IOWA	w 5-2	Haro, Taylor	.281	30-7	32	14	9	3	0	0	3	3	0	7	3-4
2/14	KENT STATE	w 6-2	Welty, Renee	.277	22-22	47	11	13	1	0	6	15	6	2	9	0-0
2/15	IDAHO STATE	w 10-1	Muenz, Ashley	.262	29-26	65	21	17	3	1	4	16	16	0	9	4-4
2/19	vs #2 Florida	l 2-8	Ware, Jessica	.219	19-12	32	7	7	0	0	0	5	3	1	7	1-1
2/20	vs #12 Northwestern	w 5-4	-----													
2/20	vs #6 Oklahoma	l 6-8	Andorfer-Lo, Clariss	.667	14-0	3	6	2	0	0	0	0	0	0	0	1-1
2/21	vs Texas	w 12-4	Zambrana, Christin	.360	18-7	25	7	9	0	0	2	11	7	0	8	0-0
2/22	vs #23 UMass	l 0-1	Nulliner, Michelle	.333	16-7	24	7	8	0	0	1	3	3	0	8	2-3
2/27	UTAH STATE	w 9-0	Afusia, Nikole	.333	9-0	9	0	3	0	0	0	2	0	0	1	0-0
2/27	SOUTH ALABAMA	w 20-5	Neuman, Brooke	.333	9-1	6	1	2	0	0	0	2	3	0	1	0-0
2/28	NORTHERN COLORADO	w 11-2	Anderson, Lexi	.286	10-2	7	1	2	0	0	0	0	2	0	2	0-0
2/28	NEW MEXICO STATE	w 6-2	Lockwood, Annie	.214	12-3	14	2	3	1	0	1	3	2	0	6	0-0
3/1	SOUTHERN UTAH	w 5-0	Rice, Sarah	.000	7-0	8	0	0	0	0	0	1	0	0	0	0-0
3/6	SOUTH DAKOTA STATE	w 13-0	Lougheed, Dani Rae	.000	5-2	7	0	0	0	0	0	0	1	0	1	0-0
3/7	SOUTH DAKOTA STATE	w 14-2	Elliott, Megan	.000	1-1	0	0	0	0	0	0	0	0	0	0	0-0
3/8	SOUTH DAKOTA STATE	w 9-1	Totals	.341	42	1086	325	370	64	6	65	307	183	24	180	45-48
3/12	vs New Mexico	w 6-3	Opponents	.252	42	1007	137	254	34	1	32	128	69	21	169	13-19
3/13	vs #23 DePaul	w 4-0														
3/13	vs Nebraska	w 11-6	LOB - Team (273), Opp (210). DPs turned - Team (20), Opp (7). IBB - Team (6),													
3/14	vs #10 Michigan	l 3-7	Cochran 5, Donnenwirth 1, Opp (2). Picked off - Boyd 2, Crabb 1, Andorfer-Lop 1.													
3/15	vs Notre Dame	w 3-0														
3/20	LONG BEACH STATE	w 11-7	Player	era	w-l	app	gs	cq	sh	sv	ip	h	r	er	bb	so
3/21	LONG BEACH STATE	w 5-3	Bach, Hillary	2.71	19-3	25	21	19	9	1	139.1	133	58	54	21	102
3/21	LONG BEACH STATE	w 10-6	Elliott, Megan	3.43	9-4	19	16	8	2	0	83.2	76	53	41	45	45
*3/27	OREGON	w 8-0	Ellsworth, Megan	4.05	6-1	10	5	4	0	0	36.1	45	26	21	3	22
*3/28	OREGON STATE	w 11-3	Totals	3.13	34-8	42	42	31	11	1	259.1	254	137	116	69	169
*3/29	OREGON STATE	w 8-0	Opponents	7.95	8-34	42	42	23	1	1	241.1	370	325	274	183	180
*4/2	at #7 UCLA	w 5-0														
*4/4	at #3 Washington	l 3-11	PB - Team (6), Castillo 3, Welty 3, Opp (12). Pickoffs - Team (0), Opp (3).													
*4/5	at #3 Washington	l 2-3	SBA/ATT - Welty (9-13), Bach (6-8), Castillo (4-6), Elliott (5-6), Ellsworth													
4/7	UNLV	w 20-10	(2-5).													
4/7	UNLV	w 15-2														
*4/10	at #10 Arizona	l 8-10	Score by innings	1	2	3	4	5	6	7	8	Total				
			Arizona State	54	61	67	49	52	34	7	1	325				
			Opponents	31	15	35	18	20	11	7	0	137				

Win-loss breakouts: Day 18-5; Night 16-3; vs Left 4-2; vs Right 30-6;
1-run games 3-2; 2-run games 1-2; 5+run games 20-2; Extra inns 1-0; Shutouts 11-1.
Current streak: Lost 1; Longest winning streak: 11; Longest losing streak: 2.
Attendance: Home 27048 (avg 966); Away 7509 (avg 536); Total 34557 (avg 822).

The Automated ScoreBook
Conference statistics for Arizona State (as of Apr 13, 2009)
(Conference games only Sorted by Batting avg)

Record: 4-3 Home: 3-0 Away: 1-3 Conference: 4-3

Player	avg	gp-gs	ab	r	h	2b	3b	hr	rbi	tb	slg%	bb	hp	so	gdp	ob%	sf	sh	sb-att	po	a	e	fld%

Castillo, Kaylyn	.529	5-5	17	4	9	2	0	1	7	14	.824	0	0	0	0	.529	0	0	0-0	23	4	0	1.000
Cochran, Kaitlin	.526	7-7	19	9	10	2	0	4	9	24	1.263	7	0	5	0	.654	0	0	1-1	13	0	0	1.000
Crabb, Katie	.333	7-6	15	2	5	0	0	1	3	8	.533	1	1	1	0	.389	1	0	0-0	22	1	0	1.000
Welty, Renee	.333	2-2	3	1	1	0	0	0	0	1	.333	2	0	0	0	.600	0	0	0-0	6	0	0	1.000
Nulliner, Michelle	.333	2-1	3	0	1	0	0	0	1	1	.333	0	0	2	0	.333	0	0	0-0	1	2	0	1.000
Mapes, Jessica	.320	7-7	25	6	8	1	0	1	2	12	.480	0	0	5	0	.320	0	0	0-0	0	0	0	.000
Boyd, Katelyn	.318	7-7	22	6	7	1	0	1	4	11	.500	2	0	2	0	.375	0	0	0-0	15	14	1	.967
Donnenwirth, Krista	.292	7-7	24	2	7	2	0	0	4	9	.375	0	0	3	0	.292	0	0	0-0	6	7	0	1.000
Rogers, Lesley	.286	7-7	21	9	6	3	0	0	0	9	.429	2	1	4	0	.375	0	2	2-2	10	0	0	1.000
Urfer, Mandy	.250	6-1	4	0	1	0	0	0	2	1	.250	0	0	1	0	.250	0	0	0-0	9	1	0	1.000
Carlson, Caylyn	.200	7-6	15	3	3	1	0	1	5	7	.467	2	0	7	0	.294	0	0	0-0	2	1	0	1.000
Muenz, Ashley	.067	7-6	15	2	1	0	0	0	3	1	.067	4	0	2	0	.263	0	0	1-1	11	6	2	.895
Haro, Taylor	.000	4-1	2	1	0	0	0	0	0	0	.000	0	0	2	0	.000	0	0	2-2	0	0	0	.000
Zambrana, Christina	.000	1-0	0	0	0	0	0	0	0	0	.000	1	0	0	0	1.000	0	0	0-0	0	0	0	.000
Totals	.319	7	185	45	59	12	0	9	40	98	.530	21	2	34	0	.392	1	2	6-6	121	42	3	.982
Opponents	.289	7	159	27	46	6	0	9	26	79	.497	15	4	27	1	.363	1	6	5-6	124	41	7	.959

LOB - Team (42), Opp (37). DP's turned - Team (2), Opp (1). IBB - Team (0), Opp (2).

(Conference games only Sorted by Earned run avg)

Player	era	w-l	app	gs	cg	sho	sv	ip	h	r	er	bb	so	2b	3b	hr	b/avg	wp	hp	bk	sfa	sha
Bach, Hillary	2.90	3-2	5	5	5	3/0	0	31.1	29	13	13	8	22	5	0	6	.248	1	2	0	0	5
Elliott, Megan	8.00	1-1	2	2	1	0/0	0	7.0	8	9	8	7	5	0	0	2	.296	1	2	0	1	1
Ellsworth, Megan	14.00	0-0	1	0	0	0/0	0	2.0	9	5	4	0	0	1	0	1	.600	0	0	0	0	0
Totals	4.34	4-3	7	7	6	3/0	0	40.1	46	27	25	15	27	6	0	9	.289	2	4	0	1	6
Opponents	6.60	3-4	7	7	2	0/0	1	41.1	59	45	39	21	34	12	0	9	.319	4	2	2	1	2

PB - Team (1), Castillo 1, Opp (2). SBA/ATT - Welty (4-4), Elliott (3-3), Bach (1-2), Castillo (1-2), Ellsworth (1-1).

The Automated ScoreBook
Conference statistics for Arizona State (as of Apr 13, 2009)
(Conference games only Sorted by Fielding pct)

Player	c	po	a	e	fld%	dp	sba	csb	sba%	pb	ci
Castillo, Kaylyn	27	23	4	0	1.000	0	1	1	.500	1	0
Crabb, Katie	23	22	1	0	1.000	1	0	0	.000	0	0
Donnenwirth, Krista	13	6	7	0	1.000	0	0	0	.000	0	0
Cochran, Kaitlin	13	13	0	0	1.000	0	0	0	.000	0	0
Urfer, Mandy	10	9	1	0	1.000	0	0	0	.000	0	0
Rogers, Lesley	10	10	0	0	1.000	0	0	0	.000	0	0
Bach, Hillary	8	3	5	0	1.000	0	1	1	.500	0	0
Welty, Renee	6	6	0	0	1.000	1	4	0	1.000	0	0
Carlson, Caylyn	3	2	1	0	1.000	0	0	0	.000	0	0
Nulliner, Michelle	3	1	2	0	1.000	1	0	0	.000	0	0
Ellsworth, Megan	1	0	1	0	1.000	0	1	0	1.000	0	0
Boyd, Katelyn	30	15	14	1	.967	1	0	0	.000	0	0
Muenz, Ashley	19	11	6	2	.895	0	0	0	.000	0	0
Mapes, Jessica	0	0	0	0	.000	0	0	0	.000	0	0
Haro, Taylor	0	0	0	0	.000	0	0	0	.000	0	0
Zambrana, Christina	0	0	0	0	.000	0	0	0	.000	0	0
Elliott, Megan	0	0	0	0	.000	0	3	0	1.000	0	0
Totals	166	121	42	3	.982	2	5	1	.833	1	0
Opponents	172	124	41	7	.959	1	6	0	1.000	2	0

Hitting minimums - 1 Games 30 AB

Pitching minimums - 1 Games